



► Ezeta



Índice de Marca

Cinceles	2	Mecha de Acero Rápido MAX AR HSS	3
Mechas	2	Mecha de Widia para Pared 8039	5
Broca escalonada HSS	4	Mecha Doble Pun p/ Taladrado de Chapas 1897	3
Broca SDS HAMMER	5	Mecha para Porcelanato para AMOLADORA	4
Exhibidores y Sets	5	Mecha para Porcelanato para TALADRO	4
Mecha Cónica DIN 345	3	Mecha para vidrio (M.I.MM)	4
Mecha de Acero Rápido 338N HSS	2	Mecha Saca punto Soldadura	4
Mecha de Acero Rápido 338N VR 1/2	3		



Mirá esta marca en
Nuestra Web

[Ingresar al Sitio](#) ►

Cinceles

Ezeta / Cinceles



▶ CINCO/20250

Cinzel plano angosto 20 x 250 mm.

– 20 x 250 mm.



▶ CINCO/40250

Cinzel plano ancho 40 x 250 mm.

– 40 x 250 mm.



▶ CINCO/PUNT

Cinzel punta 250 mm.

– 250 mm.

Mechas

Ezeta / Mechas

– Mecha de Acero Rápido 338N HSS



CODIGO	DESCRIPCIÓN
AR/0.25	Ø 0.25
AR/0.45	Ø 0.45
AR/0.50	Ø 0.50
AR/0.75	Ø 0.75
AR/1.00	Ø 1.00
AR/1.25	Ø 1.25
AR/1.30	Ø 1.30
AR/1.40	Ø 1.40
AR/1.50	Ø 1.50
AR/1.75	Ø 1.75
AR/2.00	Ø 2.00
AR/2.25	Ø 2.25
AR/2.50	Ø 2.50
AR/2.75	Ø 2.75
AR/3.00	Ø 3.00
AR/3.25	Ø 3.25
AR/3.50	Ø 3.50
AR/3.75	Ø 3.75
AR/4.00	Ø 4.00
AR/4.25	Ø 4.25
AR/4.50	Ø 4.50
AR/4.75	Ø 4.75
AR/5.00	Ø 5.00
AR/5.25	Ø 5.25
AR/5.50	Ø 5.50
AR/5.75	Ø 5.75

CODIGO	DESCRIPCIÓN
AR/6.00	Ø 6.00
AR/6.25	Ø 6.25
AR/6.50	Ø 6.50
AR/6.75	Ø 6.75
AR/7.00	Ø 7.00
AR/7.25	Ø 7.25
AR/7.50	Ø 7.50
AR/7.75	Ø 7.75
AR/8.00	Ø 8.00
AR/8.25	Ø 8.25
AR/8.50	Ø 8.50
AR/8.75	Ø 8.75
AR/9.00	Ø 9.00
AR/9.25	Ø 9.25
AR/9.50	Ø 9.50
AR/9.75	Ø 9.75
AR/10.00	Ø 10.00
AR/10.25	Ø 10.25
AR/10.50	Ø 10.50
AR/10.75	Ø 10.75
AR/11.00	Ø 11.00
AR/11.25	Ø 11.25
AR/11.50	Ø 11.50
AR/11.75	Ø 11.75
AR/12.00	Ø 12.00
AR/12.20	Ø 12.20

CODIGO	DESCRIPCIÓN
AR/12.25	Ø 12.25
AR/12.50	Ø 12.50
AR/12.75	Ø 12.75
AR/13.00	Ø 13.00
AR/13.25	Ø 13.25
AR/13.50	Ø 13.50
AR/13.75	Ø 13.75
AR/14.00	Ø 14.00
AR/14.25	Ø 14.25
AR/14.50	Ø 14.50
AR/14.75	Ø 14.75
AR/15.00	Ø 15.00
AR/15.25	Ø 15.25
AR/15.50	Ø 15.50
AR/15.75	Ø 15.75
AR/16.00	Ø 16.00
AR/16.25	Ø 16.25
AR/16.50	Ø 16.50
AR/16.75	Ø 16.75
AR/17.00	Ø 17.00
AR/17.25	Ø 17.25
AR/17.50	Ø 17.50
AR/17.75	Ø 17.75
AR/18.00	Ø 18.00
AR/18.25	Ø 18.25
AR/18.50	Ø 18.50

CODIGO	DESCRIPCIÓN
AR/18.75	Ø 18.75
AR/19.00	Ø 19.00
AR/19.25	Ø 19.25
AR/19.50	Ø 19.50
AR/19.75	Ø 19.75
AR/20.00	Ø 20.00
AR/20.25	Ø 20.25
AR/20.50	Ø 20.50
AR/20.75	Ø 20.75
AR/21.00	Ø 21.00
AR/21.25	Ø 21.25
AR/21.50	Ø 21.50
AR/21.75	Ø 21.75
AR/22.00	Ø 22.00
AR/22.25	Ø 22.25
AR/22.50	Ø 22.50
AR/22.75	Ø 22.75
AR/23.00	Ø 23.00
AR/23.25	Ø 23.25
AR/23.50	Ø 23.50
AR/23.75	Ø 23.75
AR/24.00	Ø 24.00
AR/24.25	Ø 24.25
AR/24.50	Ø 24.50
AR/24.75	Ø 24.75
AR/25.00	Ø 25.00

– Mecha de Acero Rápido MAX AR HSS




CODIGO	DESCRIPCIÓN
MAX/2.00	Ø 2.00
MAX/2.25	Ø 2.25
MAX/2.50	Ø 2.50
MAX/2.75	Ø 2.75
MAX/3.00	Ø 3.00
MAX/3.25	Ø 3.25
MAX/3.50	Ø 3.50
MAX/3.75	Ø 3.75
MAX/4.00	Ø 4.00
MAX/4.25	Ø 4.25
MAX/4.50	Ø 4.50
MAX/4.75	Ø 4.75

CODIGO	DESCRIPCIÓN
MAX/5.00	Ø 5.00
MAX/5.25	Ø 5.25
MAX/5.50	Ø 5.50
MAX/5.75	Ø 5.75
MAX/6.00	Ø 6.00
MAX/6.25	Ø 6.25
MAX/6.50	Ø 6.50
MAX/6.75	Ø 6.75
MAX/7.00	Ø 7.00
MAX/7.25	Ø 7.25
MAX/7.50	Ø 7.50
MAX/7.75	Ø 7.75

CODIGO	DESCRIPCIÓN
MAX/8.00	Ø 8.00
MAX/8.25	Ø 8.25
MAX/8.50	Ø 8.50
MAX/8.75	Ø 8.75
MAX/9.00	Ø 9.00
MAX/9.25	Ø 9.25
MAX/9.50	Ø 9.50
MAX/9.75	Ø 9.75
MAX/10.00	Ø 10.00
MAX/10.25	Ø 10.25
MAX/10.50	Ø 10.50
MAX/10.75	Ø 10.75

CODIGO	DESCRIPCIÓN
MAX/11.00	Ø 11.00
MAX/11.25	Ø 11.25
MAX/11.50	Ø 11.50
MAX/11.75	Ø 11.75
MAX/12.00	Ø 12.00
MAX/13.00	Ø 13.00

– Mecha de Acero Rápido 338N VR 1/2 > Cola Rebajada



CODIGO	DESCRIPCIÓN
TRD/13.00	13.00
TRD/13.25	13.25
TRD/13.50	13.50
TRD/13.75	13.75
TRD/14.00	14.00
TRD/14.25	14.25

CODIGO	DESCRIPCIÓN
TRD/14.50	14.50
TRD/14.75	14.75
TRD/15.00	15.00
TRD/15.25	15.25
TRD/15.50	15.50
TRD/15.75	15.75

CODIGO	DESCRIPCIÓN
TRD/16.00	16.00
TRD/16.50	16.50
TRD/17.00	17.00
TRD/17.50	17.50
TRD/18.00	18.00
TRD/19.00	19.00

CODIGO	DESCRIPCIÓN
TRD/19.50	19.50
TRD/20.00	20.00
TRD/21.00	21.00
TRD/22.00	22.00
TRD/23.00	23.00

– Mecha Cónica DIN 345 > Cónicas



CODIGO	DESCRIPCIÓN
TKN/11.00	11.00
TKN/11.50	11.50
TKN/12.00	12.00
TKN/13.00	13.00
TKN/13.50	13.50
TKN/14.00	14.00
TKN/14.50	14.50
TKN/15.00	15.00
TKN/16.00	16.00
TKN/16.50	16.50
TKN/17.00	17.00
TKN/17.50	17.50

CODIGO	DESCRIPCIÓN
TKN/18.00	18.00
TKN/19.00	19.00
TKN/20.00	20.00
TKN/21.00	21.00
TKN/22.00	22.00
TKN/23.00	23.00
TKN/24.00	24.00
TKN/25.00	25.00
TKN/26.00	26.00
TKN/27.00	27.00
TKN/28.00	28.00
TKN/29.00	29.00

CODIGO	DESCRIPCIÓN
TKN/30.00	30.00
TKN/31.00	31.00
TKN/32.00	32.00
TKN/33.00	33.00
TKN/34.00	34.00
TKN/35.00	35.00
TKN/36.00	36.00
TKN/37.00	37.00
TKN/38.00	38.00
TKN/39.00	39.00
TKN/40.00	40.00
TKN/41.00	41.00

CODIGO	DESCRIPCIÓN
TKN/42.00	42.00
TKN/44.00	44.00
TKN/45.00	45.00
TKN/46.00	46.00
TKN/47.00	47.00
TKN/48.00	48.00
TKN/49.00	49.00
TKN/50.00	50.00

– Mecha Doble Pun p/ Taladrado de Chapas 1897 > Doble Punta



CODIGO	DESCRIPCIÓN
MDP/2.50	Ø2.50
MDP/2.75	Ø2.75
MDP/3.30	Ø3.30
MDP/3.60	Ø3.60

CODIGO	DESCRIPCIÓN
MDP/3.75	Ø3.75
MDP/4.20	Ø4.20
MDP/4.90	Ø4.90
MDP/5.10	Ø5.10

CODIGO	DESCRIPCIÓN
MDP/6.10	Ø6.10

– Broca escalonada HSS



CODIGO	DESCRIPCIÓN
ESCALO/412	Ø 4-12
ESCALO/420	Ø 4-20
ESCALO/535	Ø 5-35
ESCALO/620	Ø 6-20
ESCALO/630	Ø 6-30

– Mecha para Porcelanato para AMOLADORA




CODIGO	DESCRIPCIÓN
PORCEA/16.00	16.00
PORCEA/18.00	18.00
PORCEA/20.00	20.00
PORCEA/25.00	25.00

CODIGO	DESCRIPCIÓN
PORCEA/27.00	27.00
PORCEA/28.00	28.00
PORCEA/30.00	30.00
PORCEA/32.00	32.00


CODIGO	DESCRIPCIÓN
PORCEA/35.00	35.00
PORCEA/40.00	40.00
PORCEA/60.00	60.00

– Mecha para Porcelanato para TALADRO



CODIGO	DESCRIPCIÓN
PORCET/6.00	6.00
PORCET/8.00	8.00
PORCET/10.00	10.00
PORCET/12.00	12.00
PORCET/14.00	14.00
PORCET/16.00	16.00

– Mecha para vidrio (M.I.MM)



CODIGO	DESCRIPCIÓN
VID/3.00	3.00 VID
VID/4.00	4.00 VID
VID/5.00	5.00 VID
VID/6.00	6.00 VID
VID/8.00	8.00 VID
VID/10.00	10.00 VID
VID/12.00	12.00 VID

– Mecha Saca punto Soldadura



CODIGO	DESCRIPCIÓN
PUNT/6.00	A° 6.00
PUNT/8.00	A° 8.00

– Broca SDS HAMMER



CODIGO	DESCRIPCIÓN
SDS/4110	4 x 110
SDS/4160	4 x 160
SDS/5110	5 x 110
SDS/5160	5 x 160
SDS/5210	5 x 210
SDS/6110	6 x 110
SDS/6160	6 x 160
SDS/6210	6 x 210
SDS/6260	6 x 260
SDS/6300	6 x 300
SDS/8110	8 x 110
SDS/8160	8 x 160
SDS/8210	8 x 210
SDS/8260	8 x 260
SDS/8300	8 x 300
SDS/8350	8 x 350

CODIGO	DESCRIPCIÓN
SDS/8140	8 x 410
SDS/8460	8 x 460
SDS/10110	10 x 110
SDS/10160	10 x 160
SDS/10210	10 x 210
SDS/10260	10 x 260
SDS/10300	10 x 300
SDS/10350	10 x 350
SDS/10410	10 x 410
SDS/10460	10 x 460
SDS/10600	10 x 600
SDS/12110	12 x 110
SDS/12160	12 x 160
SDS/12210	12 x 210
SDS/12260	12 x 260
SDS/12300	12 x 300

CODIGO	DESCRIPCIÓN
SDS/12350	12 x 350
SDS/12410	12 x 410
SDS/12460	12 x 460
SDS/12460	12 x 600
SDS/14160	14 x 160
SDS/14210	14 x 210
SDS/14260	14 x 260
SDS/14300	14 x 300
SDS/14350	14 x 350
SDS/14410	14 x 410
SDS/14460	14 x 460
SDS/16160	16 x 160
SDS/16210	16 x 210
SDS/16300	16 x 300
SDS/16350	16 x 350
SDS/16410	16 x 410

CODIGO	DESCRIPCIÓN
SDS/16460	16 x 460
SDS/18210	18 x 210
SDS/18300	18 x 300
SDS/18460	18 x 460
SDS/20200	20 x 210
SDS/20300	20 x 300
SDS/20350	20 x 350
SDS/20460	20 x 460
SDS/22250	22 x 250
SDS/22350	22 x 350
SDS/22410	22 x 410
SDS/22460	22 x 460
SDS/24250	24 x 250
SDS/25260	25 x 260
SDS/25410	25 x 410
SDS/25460	25 x 460

– Mecha de Widia para Pared 8039



CODIGO	DESCRIPCIÓN
W/3.00	Ø 3.00
W/4.00	Ø 4.00
W/5.00	Ø 5.00
W/6.00	Ø 6.00
W/7.00	Ø 7.00
W/8.00	Ø 8.00

CODIGO	DESCRIPCIÓN
W/10.00	Ø 10.00
W/12.00	Ø 12.00
W/13.00	Ø 13.00
W/14.00	Ø 14.00
W/16.00	Ø 16.00
W/18.00	Ø 18.00

CODIGO	DESCRIPCIÓN
W/20.00	Ø 20.00
W/22.00	Ø 22.00
W/25.00	Ø 25.00

– Exhibidores y Sets



E3380

Exhibidor de Mechas Para Metal 1.00 a 10.00 HSS

– 1.00 a 10.00 HSS



E3381

Exhibidor de Mechas Para Metal 1.00 a 13.00 HSS

– 1.00 a 13.00 HSS



E3388

Exhibidor Metal Colgante p/Mechas de Widia de 3.00 a 25.00

– 3.00 a 25.00



E3390

Exhibidor Mechas Para Acero 1.00 a 10.00 MAX

– 1.00 a 10.00 MAX



E3391

Exhibidor de Mechas Para Metal 1.00 a 13.00 MAX

– 1.00 a 13.00 MAX



Sets de Mechas

E3315

Set de 6 Brocas Para Acero Alta Duración 2/3/4/5/6/8


– 6 Brocas - 2/3/4/5/6/8



E3330

Set de Brocas Para Concreto 4/5/6/8

– 4/5/6/8



E3335

Set De 9 Brocas P/ HSS 3/4/5/6/8 Widia 4/5/6/8

– 9 Brocas - Hss 3/4/5/6/8 Widia 4/5/6/8



▶ E5091

Set de 11 Brocas para Metal HSS
– 11 Brocas



▶ E5100

Set de 19 Brocas Para Metal HSS
– 19 Brocas



▶ E5110

Set de 25 Brocas Para Metal HSS
– 25 Brocas



▶ E8135

Set de 19 Brocas Para Metal Max
– 19 Brocas



▶ E9314

Set de 6 Brocas Para Metal Max
2/3/4/5/6/8
– 6 Brocas - 2/3/4/5/6/8